



# 如何在班級進行適性閱讀： 以Read USA為例



新北市中英團專輔永和國中蔡鈺伶老師公開課

## Fun Reading 瘋閱讀

### 線上雙語閱讀



#### Read US: Chinese Links

##### Statue of Liberty 自由女神像解密



##### George Washington 世界民主的先驅 第一個現代民主國家的第一任總統



##### First Kids

美國總統的小孩有多難當？  
15個「家規」要遵守！



#### Read US: English Links

##### Statue of Liberty



##### 11 Surprising Facts About George Washington



##### First Children





# Fun Reading 瘋閱讀

## 紙本班書閱讀





# Fun Reading 瘋閱讀

Read USA

## Week 1

### Get to Know the USA



大富翁美國之旅

Answer questions about the USA.

## Week 2

### Read USA Now and Then



**Storyboard 故事版**  
Retell the story with 4 pictures and 4 sentences.

<b>1. First 首先</b>  _____ _____	<b>2. Next 接著</b>  _____ _____
<b>3. Then 然後</b>  _____ _____	<b>4. Last 最後</b>  _____ _____




故事版摘要

Copy 4 pics or 4 sentences from the book.

## Week 3

### Share Our Books



OR



漫畫或演書分享

Share your story by drawing or acting.

WEEK 1

# GET TO KNOW THE USA

Our Sister Schools

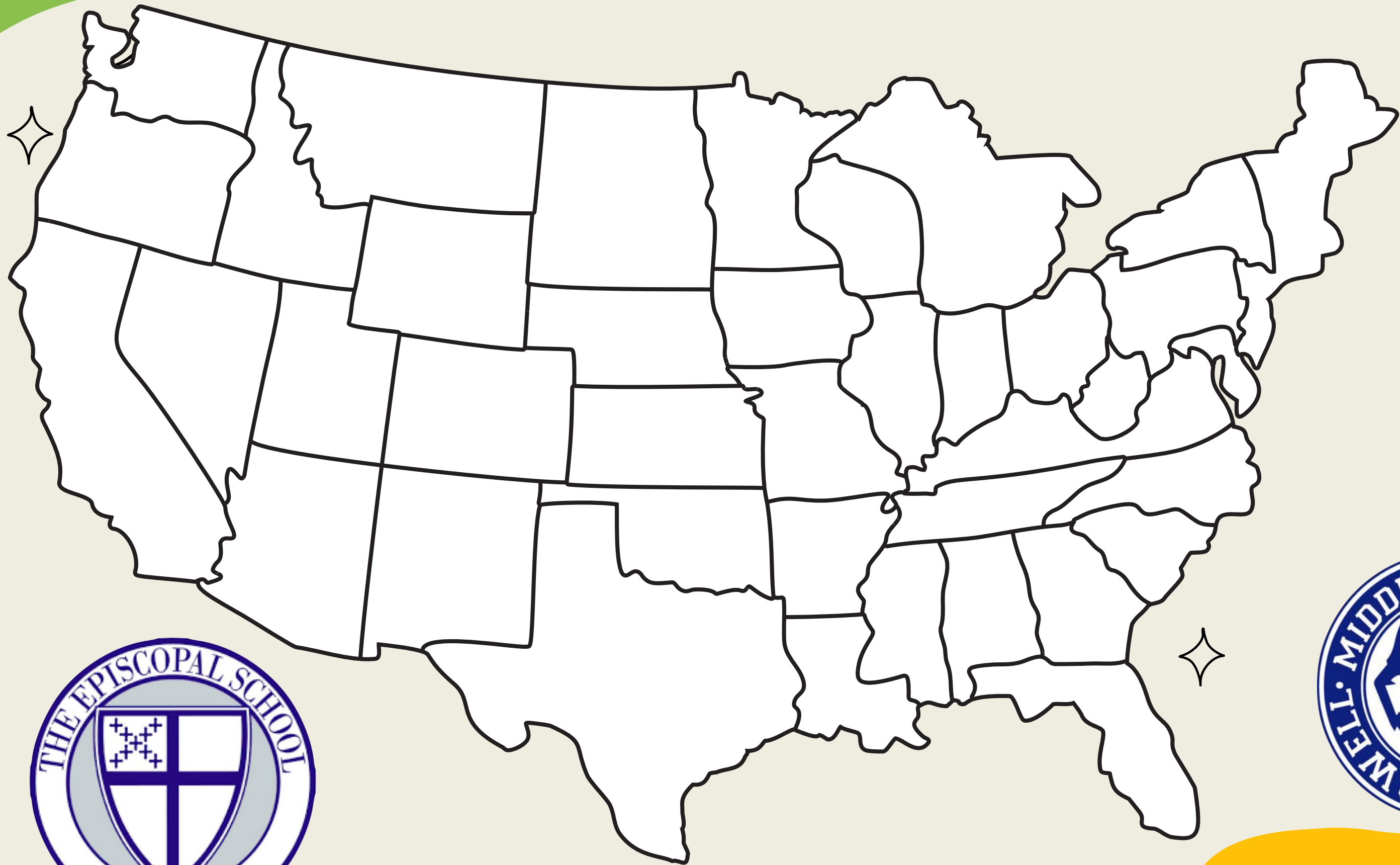


Howell Middle School South

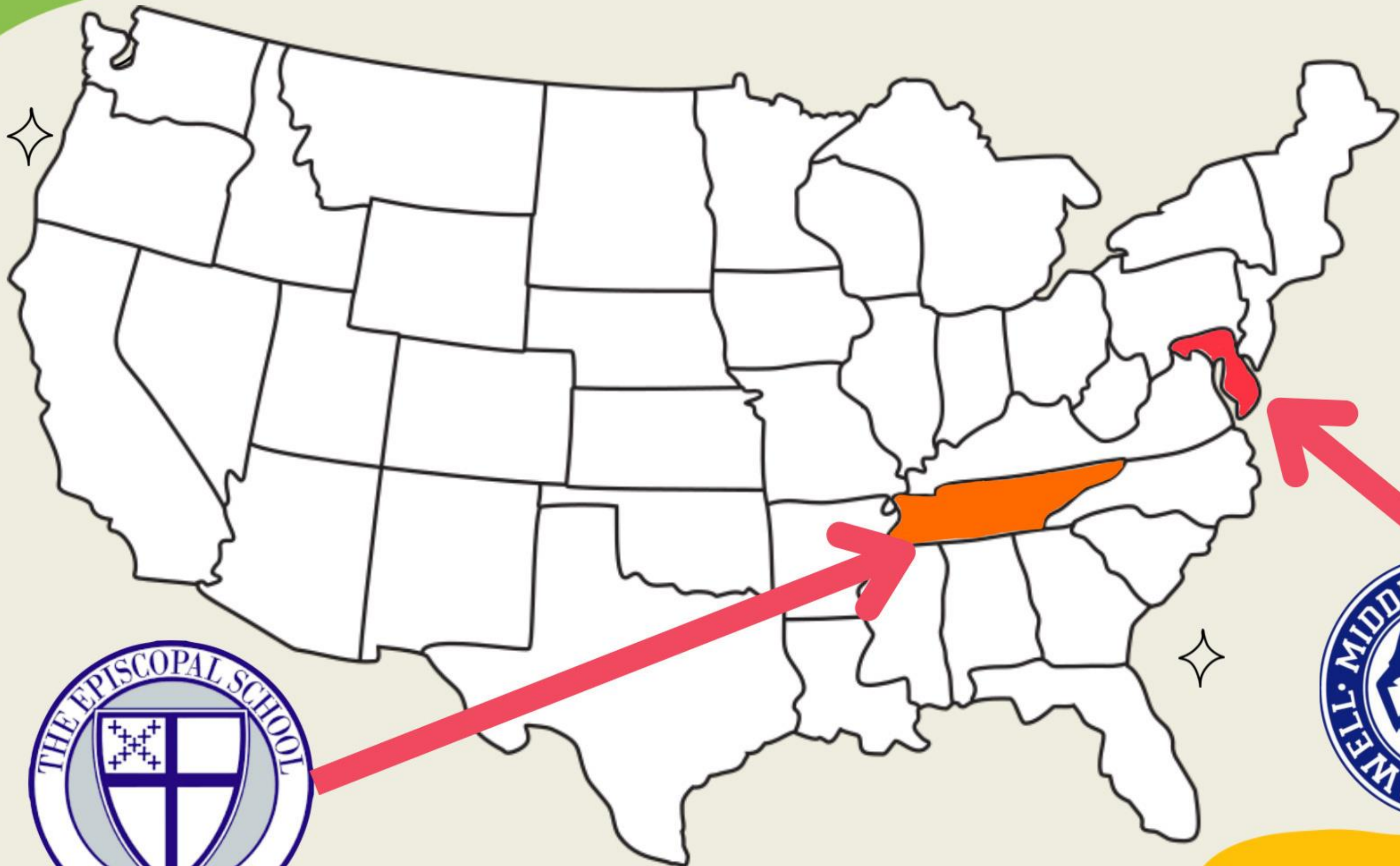


Episcopal School of Knoxville

Love Yonghe







## Fun Reading 瘋閱讀

### 線上雙語閱讀

#### Read US: Chinese Links

##### Statue of Liberty 自由女神像解密



##### George Washington 世界民主的先驅 第一個現代民主國家的第一任總統



##### First Kids 美國總統的小孩有多難當？ 15個「家規」要遵守！



#### Read US: English Links

##### Statue of Liberty




##### 11 Surprising Facts About George Washington



##### First Children







Read USA				
	Statue of Liberty	George Washington	First Kids	
	\$50	\$50	\$50	
	\$100	\$100	\$100	
	\$500	\$500	\$500	
	\$1000	\$1000	\$1000	

Jeopardy Game





# Fun Reading 瘋閱讀

Read USA





# WEEK 2

## READ USA NOW AND THEN





Look at the three pictures.  
What do they have in common (相同處)?



- 1.
- 2.
- 3.
- 4.





# Fun Reading 瘋閱讀

Read USA

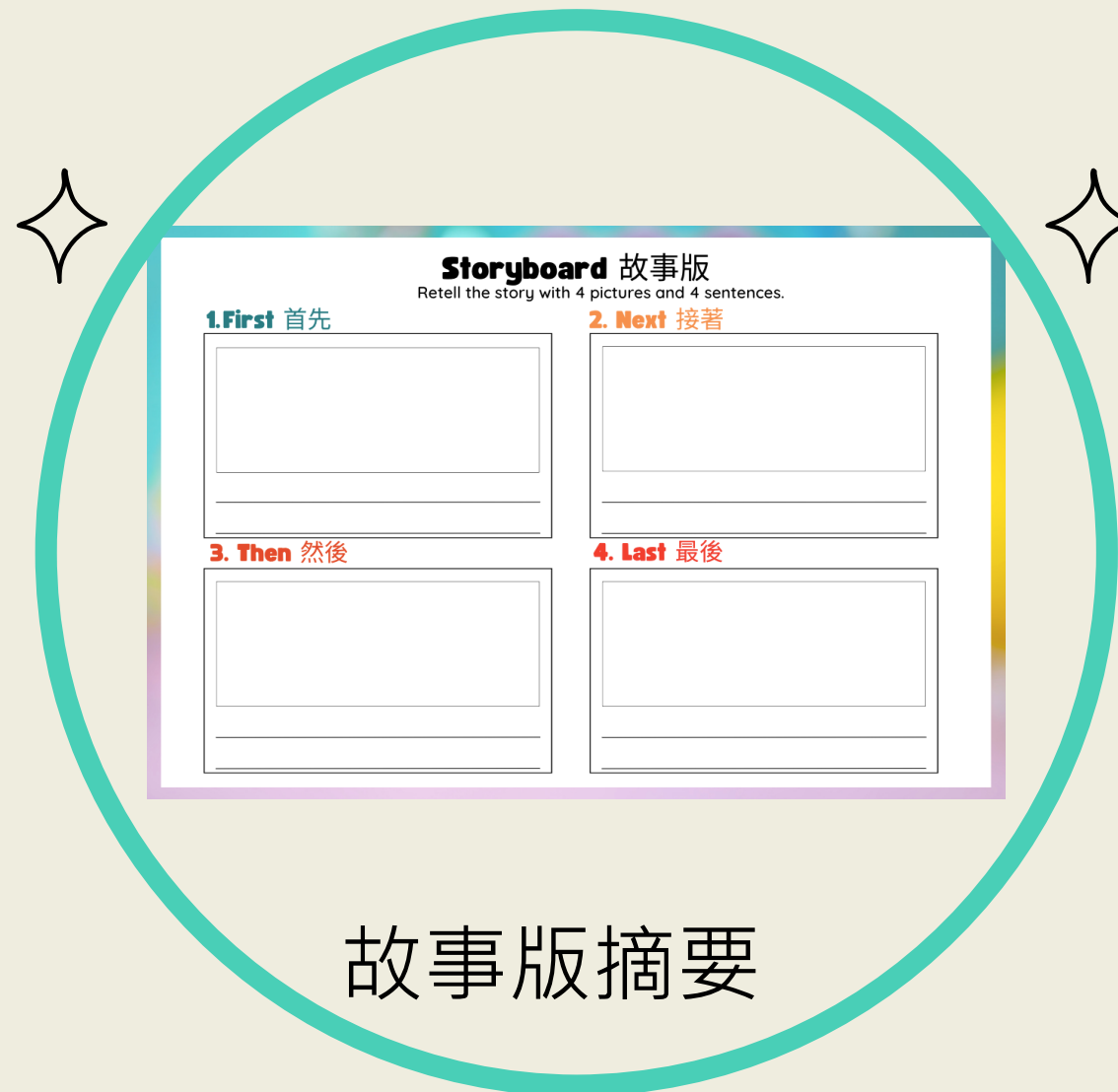
Before reading



大富翁美國之旅

Answer questions about the USA.



While reading



故事版摘要

Copy 4 pics and 4 sentences from the book.

After reading



閱讀分享：四格漫畫/角色扮演

Share your story by drawing or acting.

1

Go on Seesaw.  
Finish your storyboard.

**Storyboard 故事版**  
Retell the story with 4 pictures and 4 sentences.

<p><b>1. First 首先</b></p>  <p>_____ _____</p>	<p><b>2. Next 接著</b></p>  <p>_____ _____</p>
<p><b>3. Then 然後</b></p>  <p>_____ _____</p>	<p><b>4. Last 最後</b></p>  <p>_____ _____</p>









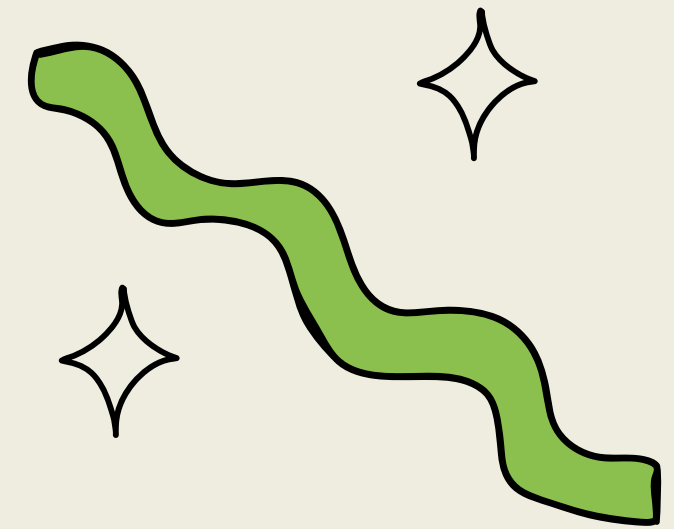


2

1. Go to the new team ABC.
2. Choose drawing or acting to share the story.
3. write down your duties on seesaw.




Go to the new team.





Choose drawing or acting.



OR





# Roles

Write down your duties on seesaw.



## Acting

Barack Obama:

Michelle Obama:

Malia Obama:

Sasha Obama:

## Drawing

English:

English:


Drawing:

Drawing:




WEEK 3

SHARE OUR BOOKS



OR





# 如何在班級進行適性閱讀： 以Read USA為例



**School:**

**Name:**

**T**ell something you like.

**A**sk a question.

**G**ive suggestions

Or our after thoughts of today's  
teaching demo.

